

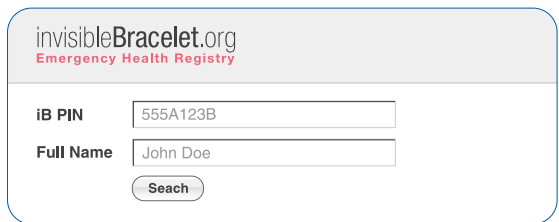


EMS Provider Access Process

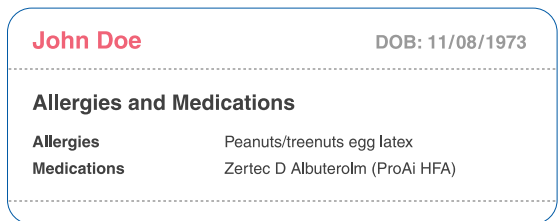
1 EMS Provider locates the patient's iB PIN on their person or it is provided to them on behalf of the patient.




2 EMS Provider enters the 8-digit iB PIN in the iB Registry search field on their mobile device or relays to dispatch.



3 EMS Provider has temporary read-only access to the patient's iB account information.



4 EMS Provider selects the "Transport" option and confirms the destination if ambulance transport is required.



5 EMS Provider exits the patient's iB account once the patient has been released.

